

## **Record of vehicle inspection to be completed by your heavy vehicle mechanic**

*These documents are to be taken to your independent heavy vehicle maintenance service provider.*

### **INSTRUCTIONS FOR HEAVY VEHICLE MAINTENANCE SERVICE PROVIDER.**

The following pages comprise:

- 'Record of Vehicle Inspection' form
- Steering drag link assemblies Information Sheets regarding the versions of drag links of Ford R and D series vehicles, based on the Technical Service Bulletins issued by Ford Motor Company of NZ

Inspect the steering system of the presented vehicle to confirm if the earlier or newer version of drag links has been fitted (refer to the attached Information Sheets).

The result of inspection is "Pass" if both the front and rear drag links have been replaced with newer version drag links, and they are in good condition.

The result of the inspection must be "Failed" in every other case.

Once you have completed the inspection and the vehicle "Passed" please complete and sign the Record of Vehicle Inspection form and return it to the owner, reminding him or her that the inspection sheet must be sent to Land Transport NZ in the prepaid envelop.

If the vehicle has failed the inspection, please immediately sign and fax the completed Record of Vehicle Inspection form to:  
04 – 931 8842; attention Stephen May

Thank you for your cooperation.

**RECORD OF VEHICLE INSPECTION**  
(*please print*)

**Full name of Technician** \_\_\_\_\_

**Of** \_\_\_\_\_  
(*full company or workshop name*)

**Address** (*business address*) \_\_\_\_\_

(*business postal address*) \_\_\_\_\_

\_\_\_\_\_ ( ) \_\_\_\_\_ ( ) \_\_\_\_\_  
(*phone*) ( *fax* )

**Owner details**

\_\_\_\_\_ (personal or company name) \_\_\_\_\_ (address)

**Vehicle details** (hereinafter: Vehicle)

\_\_\_\_\_ (make and model) \_\_\_\_\_ (registration number) \_\_\_\_\_ (chassis/VIN number)

**Declaration**

I, the technician/inspector named above, have inspected the Vehicle on the date shown, according to the Information Sheets issued with this check sheet. The result of the steering system inspection is (*circle one*)

**Vehicle PASSED** Both front and rear drag links are of the newer version. Complete and sign form and return to owner who will post to Land Transport NZ to arrive no later than 10 April 2006.

**Vehicle FAILED** The following drag link or drag links are NOT of the newer version. (Please circle one):

*Front drag link*

*Rear drag link*

*Both drag links*

Please notify Land Transport NZ immediately by faxing this form to 04 – 931 8842, attention Stephen May.

\_\_\_\_\_ (signature of inspector)

\_\_\_\_\_ (date of inspection)

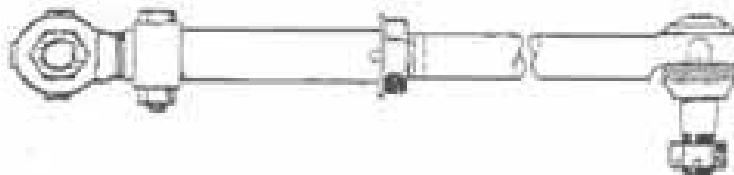
## Ford R and D series safety action

### Rear drag link assemblies

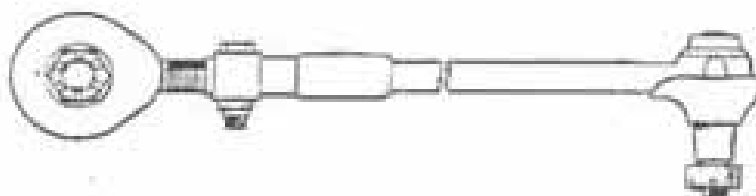
(A) First level drag link  
– fitted prior to 1971  
(must be replaced).



(B) Second level drag link – fitted  
from July 1971 to August 1977  
(must be replaced).

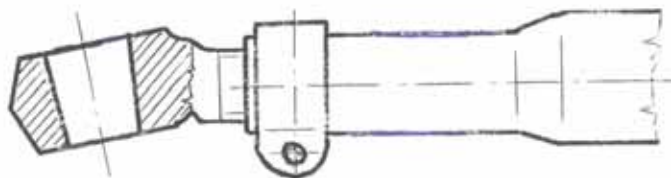


(C) Current production level  
drag link – fitted from August  
1977 onwards  
(does not require replacement).

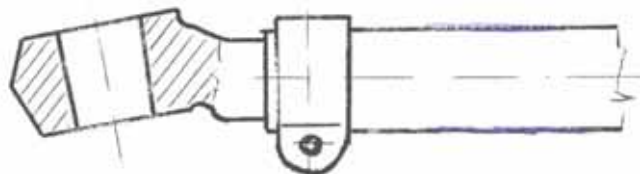


### Front drag link versions

Earlier version –  
'non-spigoted' front drag link  
(must be replaced).



Earlier version –  
'Spigoted' front drag link (fitted from  
November 1973 to October 1977) on 'D'  
series (must be replaced).



Newer version –  
'Crimped' front drag link (fitted from November  
1977 onwards on 'R' series and from November  
1973 to October 1977 on 'D' series)  
(does not require replacement).

